


LLQG BLOCK OF THE MONTH

JULY 2017



Questions – call Debbie Vivrette – 339-0525

Uncle Sam's Bow Tie – Think - “Americana” red, white and blue! Make four unfinished blocks, each measuring $7\frac{1}{2} \times 7\frac{1}{2}$ inches. Use $\frac{1}{4}$ inch seams and press to the darker fabric.

<u>Fabrics</u>	<u>Cut</u>	<u>Label</u>
(Background) Cream or light blue (small print ok)	8 4in. squares	A
(Bow Tie) Americana	8 4in. squares	B
(Bow Tie) Americana	8 2 1/2in. Squares	C

(To Make One Block) Assembly & Sew
(Drawings not to scale)


Place “C” square in corner of “A” square (right sides together).

Draw diagonal line.



Sew on the diagonal line.

Trim and press.

Repeat.



Refer to diagram for placement and sewing.



Please make 4 blocks and bring to our July meeting!