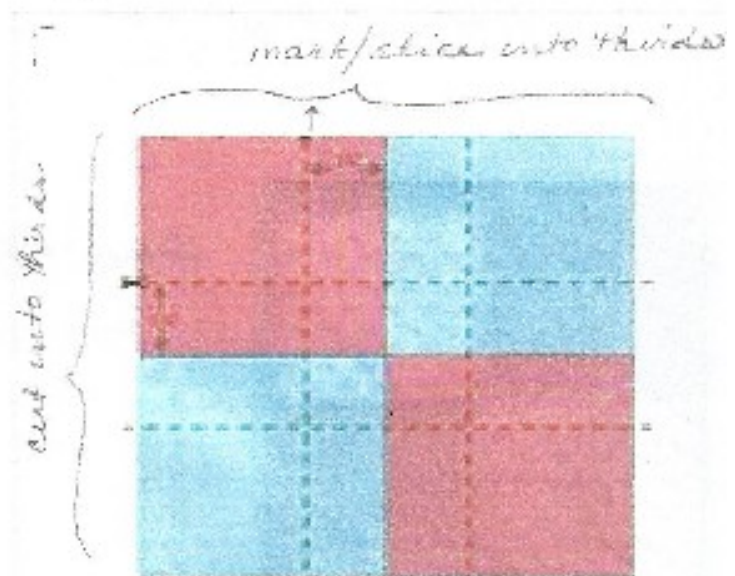




Disappearing Four Patch Cutting & Piecing Directions




Arrange cut sections as shown.
Sew together into 3 rows



4

Sew rows together to complete the
Disappearing 4 Patch block



Disappearing 4 patch with a twist

5" squares = 8" block
(Fin 7 1/2)



from this
to this



cut 1/2"
strip -
4" x 4" block



1. make a 2" mark from each corner
on all sides

2. cut diagonal from corner to corner



3. arrange cut sections as shown

4. sew together & square up