

APRIL

30s BLOCK





30's STARS

Making the Blocks

Use a 1/4" seam allowance. Press all seam allowances in the direction indicated by the arrows.

1. Using ⁴52- 3 1/2" X 3 1/2" squares cut from the fat quarters, make ¹~~13~~ four patches. Each four patch should measure 6 1/2" x 6 1/2", including the seam allowances.





Make ¹~~13~~ four patches, 6 1/2" x 6 1/2"

2. Using ⁸144- 3 1/2" x 3 1/2" squares cut from the fat quarters and ⁴72- 3 1/2" x 6 1/2" rectangles cut from the solid white, make stitch and flip flying geese. Make ⁴72⁴ stitch and flip flying geese total. Each flying geese unit should measure 3 1/2" x 6 1/2", including the seam allowances.



Make ⁴72⁴ flying geese, 3 1/2" x 6 1/2"

3. Using the ¹~~13~~ four patches from step 1, ⁴52⁴ flying geese from step 2, and ⁴52- 3 1/2" x 3 1/2" solid white squares, make ¹~~13~~ star blocks. Each block should measure 12 1/2" x 12 1/2", including the seam allowances.



Make ¹~~13~~ star blocks, 12 1/2" x 12 1/2"