


Mystery Quilt – Clue #3



We last left off with, half square triangle strips and you should have thirty-two $9\frac{1}{2}'' \times 3\frac{1}{2}''$ strips and thirty-two $12\frac{1}{2}'' \times 3\frac{1}{2}''$ strips.

- Assemble a three small half square triangle unit to one large half square block. This should measure $9\frac{1}{2}'' \times 12\frac{1}{2}''$.
- Next assemble a four half square triangle unit to the block to look like this.



- Assemble 32 blocks - You will want to pay attention to assemble the blocks all the same with your print of the small half square triangles point out.

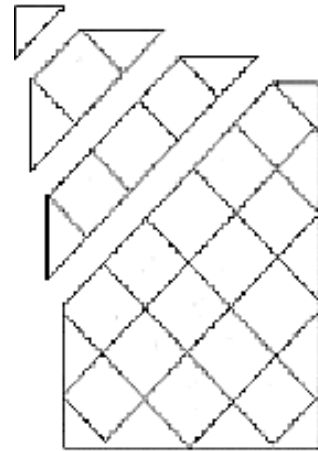


Note: When laying this quilt out you will want to do it diagonally with the blocks placed on point.



You will need to cut side setting triangles and corner triangles.

- Side Setting Triangles - Cut four $18 \frac{1}{4}$ " square blocks, then sub-cut them diagonally twice. This will give you 16 quarter square triangles...you will need 14 of them.
- Corner Triangles - Cut from two $9 \frac{3}{8}$ " blocks sub-cut diagonally once to make four half square triangle corner blocks (***please note the diagram is not actual quilt size, only for demonstration purpose***).



- Lay out the blocks on point and attach the triangles in the appropriate places and then sew the rows diagonally.

You may finish with another border or not, the quilt is pretty good size without.

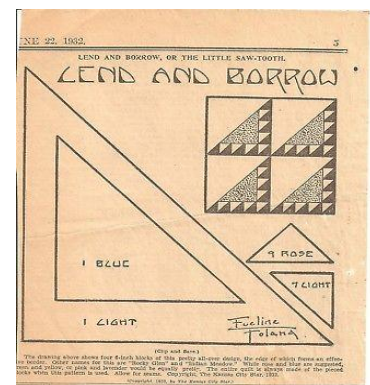
There you have Lady of the Lake.



Block History

This block is named after a poem by Sir Walter Scott, published 1810. Sometime before 1820 the block showed up in Vermont. It is said to be one of the few block patterns that has never been known by a different name.

However, in my research I have found one block that appeared in a 1930's Kansas City newspaper called Lend and Borrow, that looks very much like this block. I do believe Lady of the Lake quilt block has small half square triangle units all the way around. So truly, I have to think this a variation.



Thank you for joining in on this mystery quilt! I am hoping to show it at the May guild meeting. If any one feels they need more time to finish your project, let me know and we can arrange to do it at a later date.

You can reach me, Shirley, at 707-245-1500 (cell) or 707-277-0973 (voice mail).