

# Sew & Tell

June  
2020

VOLUME 20 ISSUE 6

Ladies of the Lake Quilt Guild Newsletter

P. O. Box 875, Kelseyville, CA 95451

www.LLQG.org

## President's Message —

### Jane Alameda



#### Inside this Issue:

#### Presidents message, Birthdays

Sew & Tell News	2
News Con't	3
News Con't	4
A little un—Crossword	5
Officers & Committees Upcoming Events	6
Affiliatres	7
	9

Greetings !

Hope we all survived yet another month of s-i-p !! By now we should have clean closets, neat dresser drawers and sewing rooms, right ? (me neither!) Wanna swap ? I'll organize your kitchen, if you'll do mine ....

At least we have been able to get out and play in the yard, on occasion. We should be able to do more of that in June ...

As of this writing, there is no indication of when these restrictions will be lifted. When they are, "zooming" will have become routine ... never thought that would happen. So, we adapt. As quilting enthusiasts, we have seen various changes and shifts in our quilting world, too .... Basics to patterns to 'brights' to Civil War to geometrics to ombres, etc. But, hopefully, our common interest and friendships will not change. I look forward to be able to meet again soon.

Stay well and "zoom" and "phone chat" often, if only to see how we are coping without our haircuts !!

Quilting hugs,

Jane A

## Birthdays

JoAnn Andresen	6/4
Gretchen Moore	6/6
Leanne Harvey	6/8
Connie Cracraft	6/12
Lianna Burger	6/22



# Sew & Tell News

Hospitality : Gail Coyle & Barbara Dore'



Ladies with last names **K-Z** please bring snacks to our next meeting

## Block of the Month — Carol Corwin-Weiss

I'm providing you two different blocks to make. The block on the left is called July Fourth and the block on the right is called Fifty Four Forty or Fight. The July Fourth block is a straight forward easier to make block, the Fifty Four Forty is a little more difficult, but now is the time to learn new skills ! Both blocks are from QuiltersCache.com and instructions may be found there or on our LLQG.org website.

Hope you enjoy making the blocks, please bring with you to a future meeting.

Carol



Web Editor—Pam Fiora

## Community Service 2.0

Shout out to Shery Loewen for her organization and giving heart in providing masks for Sutter Hospital and other areas within the community. Also, a huge thanks to Jennifer Strong for providing elastic for the “Masked Sewers” who have provided more than 500 masks. It certainly does take a village .....



## Programs—Sue Schedler; Shirley Liskey

**June:** Jill Schumacher “Creating Heirlooms of Tomorrow”;  
Class: Free Motion Quilting—Mini Whole Cloth, original pattern supplied



**July:** Marjan Kluepfel “Trunk Show of Artful Quilts”;

Class: Small Landscape

In this class you will learn to create a small landscape wall quilt (suitable for framing) using the following techniques: free motion machine embroidery, thread painting, Bobbin drawing, couching, use of Sulky Solvy to make trees and shrubs, foiling, embellishing with Angelina fibers and Tyvek. Emphasis is on learning the techniques. Small landscape patterns will be provided to practice on.



**Aug:** Christine Barnes - Magic Fabrics / Special Effects


Put simply, magic fabrics give a quilt light and life. Some suggest light coming from below the surface (luminosity) or bouncing across the surface (luster). Others imply that see-through colors overlap to create new color mixtures (transparency).



What constitutes a magic fabric? I describe many as “shot with light.” They usually display variations in value—light areas among darker areas, or light-to-dark gradations—and they typically contain warm colors. Batiks, hand-dyes, and hand-painted fabrics have a dappled quality; some commercial fabrics appear to “smolder,” an illusion that lends depth and warmth to even the simplest quilts.

Class: Urban Sunsets

**Sept:** Round Robin of mini-how-to's— Borders, Marj Sweeney; Binding, Jane Alameda; Reverse Applique', Shelley Aldrich; Flying Geese, Linda Morrison





## 2020 Falling Leaves Quilt Show—Linda Morrison

Your Quilt Show Committees are still hard at work. We are still expecting to have a Quilt Show this year. A final decision will be made in late July or early August.

Depending on the current state of Health in our community the next quilt show committee meeting is set for June 15, 10 am at the Umpqua Bank in Lakeport. As this date gets closer we will update all Chairpersons if circumstances change, always erring on the side of caution.

As we all still stay home I hope you have found time to work on those quilt projects you have only dreamed about doing. Remember it takes all of us to make a great show. Once again, if each of us finishes just two (or more) quilts for the show, what a wonderful show it will be.



### Secret Pals—Marion Onstad



Our Secret Pal Exchange program has been put on hold (date to be determined). We currently have 4 members signed up, but I will have forms with me at our next meeting. Hopefully more of our members will fill out the Secret Pal form and return to me at that time.

Stay well, Marion ([MORGANVALLEYMANOR@GMAIL.COM](mailto:MORGANVALLEYMANOR@GMAIL.COM), 707-995-6050)

### Ways & Means (Lake Works) – Gail Coyle, Barbara Haddon




Summer holidays are just around the corner—perhaps you could stitch up a cute item to donate for sale as well.

### Community Service— Lan Ali-Adeeb, Lianna Jo Burger & Shery Loewen

Please bring your completed quilts to the next guild meeting. Cute Disney and other fabrics have been acquired by a budget increase for our quilts.





### Across

- 2 Whimsical fabric featuring unique prints or themes. [7]
- 7 A product used to make fabric stiff. [6]
- 9 A mirrored quilt block created by cutting up a print. [12]
- 11 Thread is wound around this. [5]
- 13 Stitching fabric shapes onto a foundation block. [8]
- 14 A quilt design featuring a variety of blocks. [7]
- 16 A white quilt with red embroidery. [7]
- 19 One fourth of a yard. [10]
- 22 A diagonal cut across the grain line. [4]
- 23 A symmetrical applique quilting design from the islands. [8]

- 24 A traditional quilt block assembled around a center square with strips. [8]
- 29 A ruler used to cut quilt designs. [8]
- 31 Fabric that frames a quilting design. [6]
- 32 Cutting fabric to feature a specific motif in a quilt block. [8]
- 34 The bottom thread holder in a sewing machine. [6]
- 36 Stitching over another stitch. [10]
- 37 The bottom of a quilt sandwich. [7]
- 38 A rectangular quilt block with a centered triangle. [11]

### Down

- 1 Scissors that cut a zigzag edge. [7]
- 3 To finish a quilt with knotted yarn. [3]
- 4 Joining together a quilt sandwich with large stitches. [5]
- 5 The basic unit of a quilt. [5]
- 6 Our family quilt company, founded in 2008. [12]
- 8 Home of Missouri Star Quilt Co. [8]
- 10 To finish a quilt edge. [4]
- 12 The space to the right of the needle on your sewing machine. [6]
- 15 Equal-sized squares sewn into a quilt. [5]
- 17 An even-feed foot that reduces bunching when sewing. [7]

- 18 To decorate with stitching. [9]
- 19 Cotton fabric with a soft, brushed texture. [7]
- 20 A quilt pattern created by going on a shop hop. [8]
- 21 Your favorite quilting teacher! [5]
- 25 Fabric recreated from historical time periods. [12]
- 26 Asymmetrical quilting with decorative embroidery. [5]
- 27 The finished edge of a yard of fabric. [7]
- 28 The distance between the fabric edge and the seam. [9]
- 30 Quilting with the feed dogs down. [10]
- 33 A 5" x 5" square. [5]
- 35 Flatten with an iron. [5]

## 2020 Officers and Chairwomen

Executive Board		
President	Jane Alameda	489-2013
Vice President	Sue Schedler	900-8265
Secretary	Rebecca Scroggins	533-7369
Treasurer	Pam Ayle	562-533-1588
Member-at-Large	Martha DeLeon	263-0693
Member-at-Large	Dottie Kauffman	462-7036
Member-at-Large	Renee Shultz Hein	560-5025
Parliamentarian	Shirley Viada	459-9646

### Sew & Tell Info

**Newsletter Deadline:**  
**Due by 18th of the month.**

Sue Schedler, Editor  
 707-900-8265  
 scschedl@yahoo.com

### Website Info

We're on the Web:  
[www.LLOG.org](http://www.LLOG.org)

Pam Fiora, Web Editor  
 Newsletter now online.

## Upcoming Events in Northern California

See a list of upcoming shows at  
[quiltinghub.com/Find/Events/Quilt-Shows/In/California](http://quiltinghub.com/Find/Events/Quilt-Shows/In/California)

**May 3rd & 4th Grapevine Quilt Guild ~~CANCELED~~**

**Ukiah Fairgrounds, 1055 N. State St., Ukiah**  
**May 9th, Quilters Garden Tours (6 stops) Red Bluff**  
[Suncountryquilters.com](http://Suncountryquilters.com) for tickets & info


## Ladies of the Lake calendar at a glance 2020

- June Program: Jill Schumacher  
Class: Mini Whole Cloth; Free Motion Quilting
- July Program: Marjan Kluepfel, Trunk Show Artful Quilts  
Class: Small Landscape
- Aug Program: Christine Barnes Magic Fabrics/Special Effects  
Class: Urban Sunsets
- Sept Program: Mini-Classes

## Committee Chairs

Affiliates	Terry Phelps	707-274-1855
Block of the Month	Carol Corwin -Weiss	828-238-7219
Community Service	Lan Ali-Adeeb Lianna Jo Burger	510-299-5584 909-214-7690
Creative Projects/Challenge	Terry Phelps	707-274-1855
Free Bees	Suzanne Hoyt	707-994-4890
Historian		
Hospitality	Barbara Dore' Gail Coyle	707-263-3340 707-245-0547
Library	Kerry Hansing	925-698-5157
Membership	Lan Ai-Adeeb Donna James	510-299-5584 707-262-1201
Mystery Quilt		707-
Newsletter Editor	Sue Schedler	707-900-8265
Newsletter Mailing	Sue Schedler	707-900-8265
Opportunity Quilt Chair		707-
Opportunity Quilt Promo	Betty Fessler	707-279-5009
Post Mistress	Pam Ayle	562-533-1588
Programs	Sue Schedler Shirley Liskey	707-900-8265 707-245-1500
Property & Equipment		707-
Publicity	Nanette Ettinger	408-442-0353
Quilt Show Chair 2020	Linda Morrison	707-263-4504
Round Robin		707-
Secret Pals	Marion Onstad	707-995-6050
Set Up, meetings	Paul Coyle	707-
Sharing & Caring	Dottie Kauffman	707-462-7036
Show & Tell	Kathy Pratt	707-928-5199
Skills Day	Mary Ann Riley	707-500-5023
Treasure Chest	Betty Fessler Mary Ann Riley	707-279-5009 707-500-5023
Ways & Means	Gail Coyle	707-263-3219
Web Editor	Pam Fiora	707-263-3081

**Thank you to our Affiliates!**

<p><b>Sew Little Time Quilting</b></p> <p>337 Point San Pedro Road. San Rafael CA. 94901          415-686-6067          SewLittleTimeQuilting.com          colleen@SewLittleTimeQuilting.com          Colleen Granger, owner</p>	<p><b>bolt fabric + home</b></p> <p>219 North Cloverdale Blvd. Cloverdale, CA 95425          707-894-2658          boltcloverdale.com          info@boltcloverdale.com          Kate Barrett, owner</p>
<p><b>Broadway Quilts</b></p> <p>20525 Broadway. Sonoma CA. 95476          707-938-7312          BroadwayQuilts.com          Gery@BroadwayQuilts.com          Gery Rosemergy, owner</p>	<p><b>Marian's Magic Needle Quilting</b></p> <p>[formerly CuddleTime Quilts]          offering simple to complex custom quilting          1140 Sanford Ranch Rd. Ukiah CA. 95482          707-472-0195          cuddletimequilts@me.com          Marian Drain. SewBatik Associate. #LAP-1171</p>
<p><b>The Fat Quail Quilt Shop</b></p> <p>Fabrics, kits &amp; inspiration</p> <p>44550 N. Hwy 101. Laytonville CA. 95454          P O Box 641          707-984-6966          TheFatQuail.com          thefatquail@willitsonline.com          Debbie Bowles, owner</p>	<p><b>Village Sewing Centre</b>                      <b>2 Locations</b></p> <p>Husqvarna, Pfaff &amp; Singer— Sales, Education &amp; Fabric</p> <p>1252 Airport Park Blvd.          Ukiah, CA 95482          707 467-9383</p> <p>1455 Santa Rosa Avenue, Suite B-1          Santa Rosa, CA 95401          707 544-7529          VillageSewing.com ; jackiemac@villagesewing.com</p>
<p><b>Friends Around the Block Quilt Shop</b></p> <p>211 8th Street          Colusa, CA 95932          530-458-7467          Carol Ann Lindquist, Owner          www.friendsaroundtheblock.com</p>	<p><b>Complete Stitch</b></p> <p>Machine Quilting and Binding Services          Jean Larsen          9349 Pawnee Court          Kelseyville, CA 95451          707-277-0960          completestitch@gmail.com</p>
<p><b>The Quilt Corral</b></p> <p>245 Wood Street          Willows, CA 95988          530-934-8116          Carol Martin, Owner          www.thequiltcorral.net</p>	<p><b>DARN CUTE QUILTS</b></p> <p>Machine Quilting by Kimberly Darnell          Hidden Valley Lake          707-350-1105          email: darncutequilts@yahoo.com</p>
<p><b>Sew N Sew Etc.</b></p> <p><b>Opening in Clearlake (soon)</b></p> <p>707-964-4152          Paula Perelstein          www.sew-n-sew.com          www.Facebook.com/SewNSewEtc</p>	

**June Meeting**

**Don't Forget . . . .**

**Name badge**

**Snack to Share**

**Visit [www.LLQG.org](http://www.LLQG.org) for  
up-to-the minute additions**

Ladies of the Lake is a non-profit 501 (c) (3) organization.



Ladies of the Lake Quilt Guild

P O Box 875

Kelseyville CA 95451

To-